Technical Datasheet

FODH2

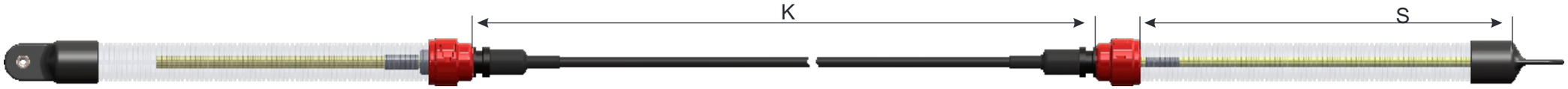

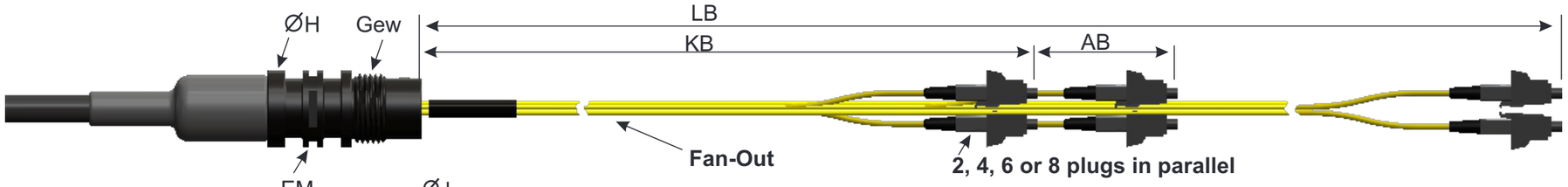



Head B

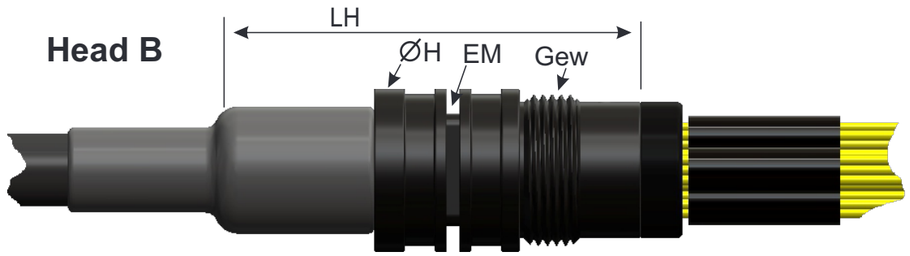

Head A

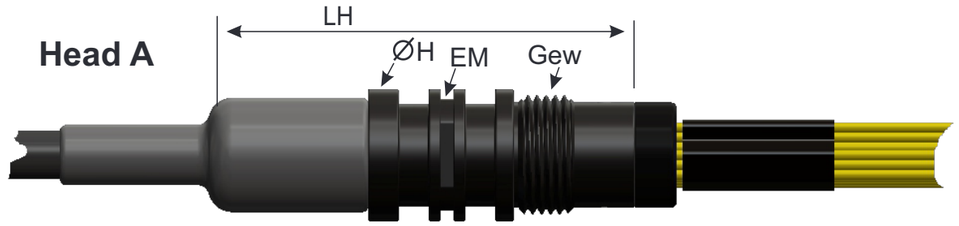

Head D

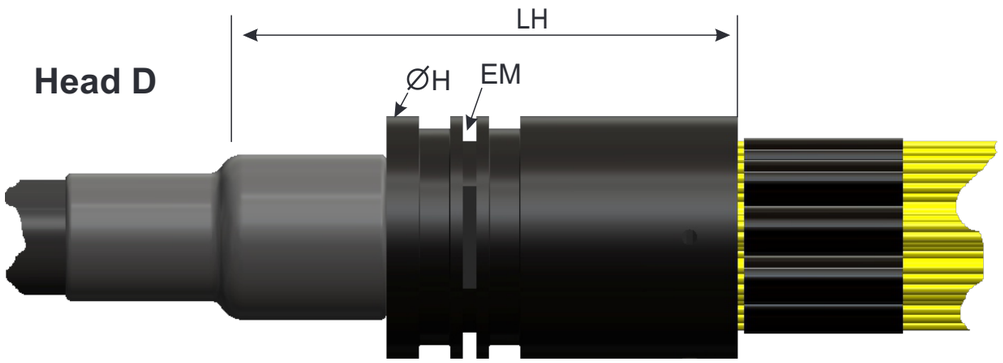

Head C

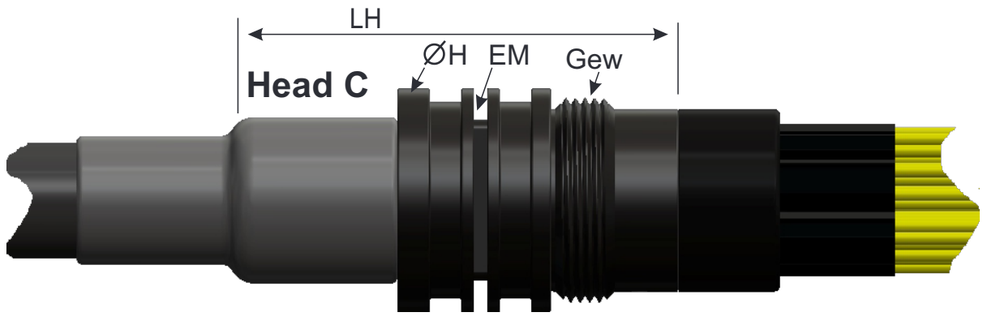

Rev. Index	Revision code	Date	Name
h	Änderung Spr.	20.12.2023	TG
g	MTP erg.	22.04.2022	SP
f	Anpassung	02.08.2021	LE
e	bei UB Verweis auf Zeichnung	14.10.2020	SM
d	Anpassung	23.04.2020	LP
c	Anpassung	29.06.2018	GF
b	Anpassung	21.12.2016	GF
a	Neuerstellung	11.11.2015	SK

drawn	11.11.2015	SK
appr.	12.11.2015	GF

Titel:

FODH2 (only standard)
Fiber Optic Distribution Head

Drawing Number:

ZN-FO151089

EasyLan®
...for a better connectivity

Dimensions: mm

Original: DIN A3

Sheet 1 of 4

All rights reserved ZVK GmbH D-94244 Teisnach Technologiecampus 2 Germany Phone: +49 9923 804379-0 Fax: +49 9923 804379-50 www.zvk-gmbh.de all data without guarantee

DRANWING CONTAINS INFORMATION THAT IS PROPERTY TO ZVK GmbH AND SHOULD NOT BE USED WITHOUT WRITTEN PERMISSION

Grading for 0.9mm or 1.8mm FanOut with simplex plugs

Fibercount	Head	plug in parallel	mounting thread	length head	diameter head	claw mounting	length protectice tube	diameter protectice tube	shortest fiber	gradiation fiber	longest fiber	diameter jointer	nominal length	tolerance K		
			Gew	LH	ØH	EM	S	ØS	KB	AB	LB	ØJ	K			
4	A	2	M20x1,5	64 mm	22 mm	18,5 mm x 2 mm	ca.0,75 m	ca.28,5 mm	ca.550 mm	ca.50 mm	ca.600 mm	ca.35 mm	length with gradiation of 1m	K <= 50 m	± 100 cm	± 2%
6	A	2	M20x1,5	64 mm	22 mm	18,5 mm x 2 mm	ca.0,75 m	ca.28,5 mm	ca.550 mm	ca.50 mm	ca.650 mm	ca.35 mm		100 m<= K > 50 m	± 150 cm	
8	A	2	M20x1,5	64 mm	22 mm	18,5 mm x 2 mm	ca.0,75 m	ca.28,5 mm	ca.550 mm	ca.50 mm	ca.700 mm	ca.35 mm		K >= 100 m		
12	A	2	M20x1,5	64 mm	22 mm	18,5 mm x 2 mm	ca.1,00 m	ca.28,5 mm	ca.550 mm	ca.50 mm	ca.800 mm	ca.35 mm				
24	A	2	M20x1,5	64 mm	22 mm	18,5 mm x 2 mm	ca.1,25 m	ca.28,5 mm	ca.550 mm	ca.50 mm	ca.1100 mm	ca.35 mm				
48	B	4	M25x1,5	64 mm	27 mm	18,5 mm x 2 mm	ca.1,25 m	ca.34,5 mm	ca.550 mm	ca.50 mm	ca.1100 mm	ca.42 mm				
72	C	6	M32x1,5	64 mm	35 mm	25 mm x 2 mm	ca.1,25 m	ca.42,5 mm	ca.550 mm	ca.50 mm	ca.1100 mm	ca.49 mm				
96	D	8	ohne	76 mm	38 mm	25 mm x 2 mm	ca.1,25 m	ca.54,0 mm	ca.550 mm	ca.50 mm	ca.1100 mm	ca.62 mm				
144	D	8	ohne	76 mm	38 mm	25 mm x 2 mm	ca.1,50 m	ca.54,0 mm	ca.550 mm	ca.50 mm	ca.1400 mm	ca.62 mm				

Reserve technical changes

Rev. Index	Revision code	Date	Name
h	Änderung Spr.	20.12.2023	TG
g	MTP erg.	22.04.2022	SP
f	Anpassung	02.08.2021	LE
e	bei UB Verweis auf Zeichnung	14.10.2020	SM
d	Anpassung	23.04.2020	LP
c	Anpassung	29.06.2018	GF
b	Anpassung	21.12.2016	GF
a	Neuerstellung	11.11.2015	SK

drawn	11.11.2015	SK
appr.	12.11.2015	GF

Titel:
FODH2 (only standard)
Fiber Optic Distribution Head

Drawing Number:
ZN-FO151089

EasyLan® ...for a better connectivity

Dimensions: mm

Original: DIN A3

Sheet 2 of 4

Fax: +49 9923 804379-50 www.zvk-gmbh.de all data without guarantee
Phone: +49 9923 804379-0 Germany Technologiecampus 2 D-94244 Teisnach
All rights reserved ZVK GmbH

DRANWING CONTAINS INFORMATION THAT IS PROPERTY TO ZVK GmbH AND SHOULD NOT BE USED WITHOUT WRITTEN PERMISSION

Grading for 2.1mm FanOut with LC Uniboot plugs

Fibercount	Head	plug in parallel	mounting thread	length head	diameter head	claw mounting	length protectice tube	diameter protectice tube	shortest fiber	gradiation fiber	longest fiber	diameter jointer	nominal length	tolerance K		
			Gew	LH	ØH	EM	S	ØS	KB	AB	LB	ØJ	K			
4	A	1	M20x1,5	64 mm	22 mm	18,5 mm x 2 mm	ca.1,00 m	ca.28,5 mm	ca.700 mm	ca.20 mm	ca.720 mm	ca.35 mm	length with gradiation of 1m	K <= 50 m	± 100 cm	
6	A	1	M20x1,5	64 mm	22 mm	18,5 mm x 2 mm	ca.1,00 m	ca.28,5 mm	ca.700 mm	ca.20 mm	ca.760 mm	ca.35 mm				
8	A	1	M20x1,5	64 mm	22 mm	18,5 mm x 2 mm	ca.1,00 m	ca.28,5 mm	ca.700 mm	ca.20 mm	ca.760 mm	ca.35 mm				
12	A	1	M20x1,5	64 mm	22 mm	18,5 mm x 2 mm	ca.1,00 m	ca.28,5 mm	ca.700 mm	ca.20 mm	ca.800 mm	ca.35 mm				
24	A	1	M20x1,5	64 mm	22 mm	18,5 mm x 2 mm	ca.1,25 m	ca.28,5 mm	ca.700 mm	ca.20 mm	ca.920 mm	ca.35 mm				
48	B	1	M25x1,5	64 mm	27 mm	18,5 mm x 2 mm	ca.1,25 m	ca.34,5 mm	ca.700 mm	ca.20 mm	ca.1160 mm	ca.42 mm		100 m<= K > 50 m	± 150 cm	
72	C	1	M32x1,5	64 mm	35 mm	25 mm x 2 mm	ca.1,50 m	ca.42,5 mm	ca.700 mm	ca.20 mm	ca.1400 mm	ca.49 mm				
96	D	1	ohne	76 mm	38 mm	25 mm x 2 mm	ca.1,75 m	ca.54,0 mm	ca.700 mm	ca.20 mm	ca.1640 mm	ca.62 mm				
144	D	1	ohne	76 mm	38 mm	25 mm x 2 mm	ca.2,50 m	ca.54,0 mm	ca.700 mm	ca.20 mm	ca.2120 mm	ca.62 mm		K >= 100 m	± 2%	

according drawing: ZN-FO200443

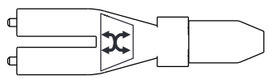

crossed - view from below

Reserve technical changes

Rev. Index	Revision code	Date	Name
h	Änderung Spr.	20.12.2023	TG
g	MTP erg.	22.04.2022	SP
f	Anpassung	02.08.2021	LE
e	bei UB Verweis auf Zeichnung	14.10.2020	SM
d	Anpassung	23.04.2020	LP
c	Anpassung	29.06.2018	GF
b	Anpassung	21.12.2016	GF
a	Neuerstellung	11.11.2015	SK

drawn	11.11.2015	SK
appr.	12.11.2015	GF

Titel:
FODH2 (only standard)
Fiber Optic Distribution Head

Drawing Number:
ZN-FO151089

EasyLan® ...for a better connectivity

Dimensions: mm

Original: DIN A3

Sheet 3 of 4

All rights reserved ZVK GmbH D-94244 Teisnach Technologiecampus 2 Germany Phone: +49 9923 804379-0 Fax: +49 9923 804379-50 www.zvk-gmbh.de all data without guarantee

DRANWING CONTAINS INFORMATION THAT IS PROPERTY TO ZVK GmbH AND SHOULD NOT BE USED WITHOUT WRITTEN PERMISSION

Grading for 3,0mm FanOut with MTP12 plugs

Fibercount	Head	plug in parallel	mounting thread	length head	diameter head	claw mounting	length protectice tube	diameter protectice tube	shortest fiber	gradiation fiber	longest fiber	diameter jointer	nominal length	tolerance K		
			Gew	LH	ØH	EM	S	ØS	KB	AB	LB	ØJ	K			
12	A	1	M20x1,5	64 mm	22 mm	18,5 mm x 2 mm	ca.1,00 m	ca.28,5 mm	ca.550 mm	-		ca.35 mm	length with gradiation of 1m	K <= 50 m	± 100 cm	± 2%
24	A	1	M20x1,5	64 mm	22 mm	18,5 mm x 2 mm	ca.1,00 m	ca.28,5 mm	ca.550 mm	ca.50 mm	ca.600 mm	ca.35 mm				
48	B	1	M25x1,5	64 mm	27 mm	18,5 mm x 2 mm	ca.1,00 m	ca.28,5 mm	ca.550 mm	ca.50 mm	ca.700 mm	ca.35 mm				
72	B	1	M25x1,5	64 mm	27 mm	18,5 mm x 2 mm	ca.1,10 m	ca.34,5 mm	ca.550 mm	ca.50 mm	ca.800 mm	ca.42 mm		100 m<= K > 50 m	± 150 cm	
96	B	1	M25x1,5	64 mm	27 mm	18,5 mm x 2 mm	ca.1,20 m	ca.34,5 mm	ca.550 mm	ca.50 mm	ca.900 mm	ca.42 mm		K >= 100 m		
144	C	1	M32x1,5	64 mm	35 mm	25 mm x 2 mm	ca.1,25 m	ca.42,5 mm	ca.550 mm	ca.50 mm	ca.1100 mm	ca.49 mm				

Methode B (Standard)

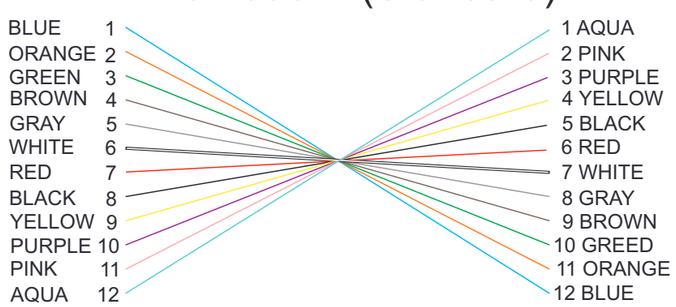

Methode A

Methode C



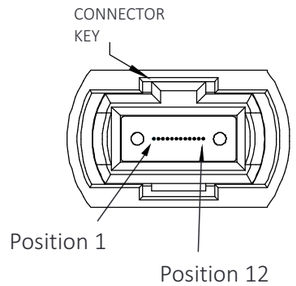

Reserve technical changes

Rev. Index	Revision code	Date	Name
h	Änderung Spr.	20.12.2023	TG
g	MTP erg.	22.04.2022	SP
f	Anpassung	02.08.2021	LE
e	bei UB Verweis auf Zeichnung	14.10.2020	SM
d	Anpassung	23.04.2020	LP
c	Anpassung	29.06.2018	GF
b	Anpassung	21.12.2016	GF
a	Neuerstellung	11.11.2015	SK

drawn	11.11.2015	SK
appr.	12.11.2015	GF

Titel:
FODH2 (only standard)
Fiber Optic Distribution Head

Drawing Number:
ZN-FO151089

EasyLan® ...for a better connectivity

Dimensions: mm

Original: DIN A3

Sheet 4 of 4

ZVK GmbH D-94244 Teisnach Technologiecampus 2 Germany Phone: +49 9923 804379-0 Fax: +49 9923 804379-50 www.zvk-gmbh.de all data without guarantee

All rights reserved

DRANWING CONTAINS INFORMATION THAT IS PROPERTY TO ZVK GmbH AND SHOULD NOT BE USED WITHOUT WRITTEN PERMISSION